

# Countdown Timer – Installation & Configuration

**Magik Countdown Timer** is the most powerful Magento extension which displays different countdown Timers for different product or categories on front end of your website. Adding a countdown creates a sense of curiosity and urgency in the minds of your visitors leading to dramatically higher conversion. Create product specific countdown timers to create urgency and drive more visitors to buy your product before the discount or product runs out of availability.

**Version: 0.1.0**

## Features:

1. Option to apply different countdown timers on individual product or specified categories.
2. Every countdown timer can use inbuilt template available with extension or can apply custom CSS.
3. Every individual product have "Magik Countdown Timer" tab on "Add/Edit Product" page to apply countdown timer.
4. Admin can set the product or category status after countdown ends.
5. Countdown Timer gives different option to display countdown like display only remaining days in countdown or display remaining time in hours or any possible combination of year, month, day, hour, minute and seconds.

## Installation Instructions:

**Step 1:** Upload countdown timer extension at the correct path. You will find the path information along with the extension release.

**Step 2:** Add the following line of code in product details page

**magento/app/design/frontend/default/your\_theme/catalog/product/view.phtml**

```
<?php echo $this->getChildHtml('countdowntimer', false) ?>
```

after

```
<div class="product-name">
```

```
    <h1><?php echo $_helper->productAttribute($_product, $_product->getName(), 'name')
```

```
?    ></h1>
```

```
</div>
```

**Step 3:** Add following line of code at both list view and grid view in the product listing page

**magento/app/design/frontend/default/your\_theme/catalog/product/list.phtml**

```
<?php Mage::getSingleton('catalog/layer')->setData("my_product_id", $_product->getId()); echo $this->getChildHtml('countdowntimer', false); ?>
```

after

```
<h2 class="product-name"><a href="<?php echo $_product->getProductUrl()?>" title="<?php echo $_productNameStripped;?>"><?php echo $_helper->productAttribute($_product, $_product->getName(), 'name');?></a></h2>
```

**Step 4:** Add the following line of code in product details page

[magento/app/design/frontend/default/your\\_theme/catalog/category/view.phtml](magento/app/design/frontend/default/your_theme/catalog/category/view.phtml)

```
<?php echo $this->getChildHtml('countdowntimer', false) ?>
```

after

```
<div class="page-title category-title">
  <?php if($this->IsRssCatalogEnable() && $this->IsTopCategory()): ?>
    <a href="<?php echo $this->getRssLink() ?>" class="link-rss"><?php echo $this-
  >__('Subscribe to RSS Feed') ?></a>
  <?php endif; ?>
  <h1><?php echo $_helper->categoryAttribute($_category, $_category->getName(), 'name')
?></h1>
</div>
```

**Step 6:** Once all the files, folders, extra lines are copied to the appropriate directory just log into your store's admin panel. You will see a new Tab **"Countdown Timer"** in Admin bar. Click on "Countdown Timer" to set up new Timer settings.

Following are the screenshots of our demo server -

Go to [Admin->Countdown Timer->Manage Countdown Timer](#)

Magento Admin Panel Global Record Search Logged in as mahesh | Monday, October 15, 2012 | Try Magento Go for Free | Log Out

Dashboard Analytics Sales Catalog Mobile Customers Promotions Newsletter CMS Reports System Countdown Timer Get help for this page

Countdown Timer Manager Add new Countdown Timer [Create New Countdown Timer](#)

Page 1 of 1 pages | View 20 per page | Total 2 records found [Reset Filter](#) [Search](#)

ID	Title	Type	Start Date	End Date	Format	Template	Show this	Status	Action
1	Time left to buy	Product	2012-10-14 10:39:00	2012-10-17 10:39:00	Days, Hours, Minutes, Seconds	Template 1	Product is not available	Enabled	<a href="#">Edit</a>
2	New year 25% discount will begin in	Category	2012-10-14 10:50:00	2012-10-30 10:50:00	Years, Months, Days, Hours, Minutes, Seconds	Template 5	New year discount is not available	Enabled	<a href="#">Edit</a>

You can add new Countdown Timer by clicking on the button named "Create New Countdown Timer", after you will see the following screen.

Magento Admin Panel | Global Record Search | Logged in as mahesh | Monday, October 15, 2012 | Try Magento Go for Free | Log Out

Dashboard | Analytics | Sales | Catalog | Mobile | Customers | Promotions | Newsletter | CMS | Reports | System | **Countdown Timer** | Get help for this page

Item Information | **Edit Item 'New year 25% discount will begin in'** | Back | Reset | Delete Item | Save Item | Save And Continue Edit

**Item information**

Title \*  **Label of Countdown Timer**

Start Date \*  Countdown Timer start date-time.

End Date \*  Countdown Timer end date-time.

Type

Category \* 

- Mens
- Apparel
- Hoodies
- Living Room
- Accessories
- Digital Camera

Format 
Select format for Countdown to display on frontend

Template

Custom CSS 

```
#magik-time-remaining-2 {
color: #333;
font-size: 14px;
font-weight: bold;
font-family: Arial, Helvetica, sans-serif;
margin-top: 12px;
overflow: hidden;
}
#magik-time-remaining-2 .digit-holder {
float: left;
height: 40px;
position: relative;
width: auto;
margin-right: 1px;
}
#magik-time-remaining-2 .digit-holder .heading-digit .numbers {
```

**Paste your custom css here if you choose Custom option from Template dropdown**

When Countdown Timer get timed out, do this action.

Do This For Product

Do This For Category

Timed out message \*  **Display this message after Countdown Timer gets timed out**

This message will be displayed in Countdown Timer when action with display message is selected.

Status

Store View \* 

- Main Website
- Main Store
- English
- French
- German
- test.com
- test\_com

Help Us Keep Magento Healthy - Report All Bugs | Interface Locale: English (United States) / English | Magento ver. 1.7.0.2 | Connect with the Magento Community | Copyright © 2012 Magento Inc.

go to **admin->Catalog->Manage Product** select any product you will see the following screen under **General** tab

1. Countdown Timer of type "Category" will be added to that category and all the products within that category automatically.

2. For Countdown Timer of type "Product", Go to Admin->Catalog->Manage Product then select the product to which you want to add Countdown Timer, then you can see the following screen after clicking on left tab named Magik Countdown Timer.

The screenshot shows the configuration page for a product's Magik Countdown Timer. On the left is a sidebar with a menu for 'Product Information' including General, Prices, Meta Information, Images, Description, Design, Recurring Profile, and Gift Options. Below this is a section for 'Magik Countdown Timer' with sub-items for Inventory, Websites, Categories, and Related Products. The main content area is titled 'apple-laptops (Default)' and features a toolbar with 'Back', 'Reset', 'Delete', 'Duplicate', 'Save', and 'Save and Continue Edit' buttons. A 'Create New Attribute' button is also present. Two configuration fields are visible: 'Override Category Countdown Timer' set to 'Yes' and 'Select Countdown Timer' set to 'Time left to buy'. A red arrow points to the 'Time left to buy' dropdown with the text 'Choose Countdown Timer for this product.' Both fields are marked as '[GLOBAL]'.

# List View:

Home » Electronics

### CATEGORIES

- Furniture >
- Electronics >
- Apparel >
- new arrivels >
- Mens >
- womens >

### MY CART

You have no items in your shopping cart.

### COMPARE PRODUCTS

You have no items to compare.

### NEWSLETTER

Sign up for our newsletter:

Subscribe

### COMMUNITY POLL

What is your favorite Magento feature?

- Layered Navigation
- Price Rules
- Category Management
- Compare Products

Vote

### ELECTRONICS

New year 25% discount will begin in

47 55 54  
hrs min sec

Grid List

Sort By Position ↑

Show 10 per page

just-12990-New-Laptops



New year 25% discount will begin in

47 55 54  
hrs min sec

\$200.00

Out of stock

1268136500\_72183374\_2-New-desktop-just-12990-New-Laptops-starting-19000-Finance-also-available-Chennai-1268136500 [Learn More...](#)

[Add to Wishlist](#) | [Add to Compare](#)

apple-laptops



Time left to buy

1 10 7 22 36 54  
yrs mon day hrs min sec

\$300.00

[Add to Cart](#)

[apple-laptops](#) [Learn More...](#)

[Add to Wishlist](#) | [Add to Compare](#)

Apple-Laptops-Price-List-India



New year 25% discount will begin in

47 55 54  
hrs min sec

Category type of Countdown timer is adding by default

Product type of countdown timer can be added explicitly

# Grid View:

magikdicento

Default welcome msg! My Account My Wishlist Checkout Log In Shopping Cart 0 items

Search entire store here... SEARCH

FURNITURE **ELECTRONICS** APPAREL NEW ARRIVELS MENS WOMENS

Home > Electronics

✓ CATEGORIES **ELECTRONICS**

Furniture  
Electronics  
Apparel  
new arrivels >  
Mens >  
womens >

✓ MY CART  
You have no items in your shopping cart.





✓ COMPARE PRODUCTS  
You have no items to compare.

✓ NEWSLETTER  
Sign up for our newsletter:  
  
Subscribe

Grid List Sort By Position ↑ Show 9 per page

**New year 25% discount will begin in**  
47 58 35  
hrs min sec

Countdown Timer of type Category

 just-12990-New-Laptops <b>New year 25% discount will begin in</b> 47 58 35 hrs min sec <b>\$200.00</b>	 apple-laptops <b>Time left to buy</b> 1 10 7 22 39 34 yrs mon day hrs min sec <b>\$300.00</b>	 Apple-Laptops-Price-Lis... <b>New year 25% discount will begin in</b> 47 58 34 hrs min sec <b>\$450.00</b>	 aspire <b>New year 25% discount will begin in</b> 47 58 34 hrs min sec <b>\$220.00</b>
---	--	--	---

## Product detail page:

magikdicento

Default welcome msg! [My Account](#) | [My Wishlist](#) | [Checkout](#) | [Log In](#) Shopping Cart 0 items

Search entire store here...

**FURNITURE** **ELECTRONICS** APPAREL NEW ARRIVELS MENS WOMENS

Home » Electronics » **apple-laptops**

✓ **CATEGORIES**

- Furniture >
- Electronics >
- Apparel >
- new arrivels >
- Mens >
- womens >

✓ **MY CART**

You have no items in your shopping cart.

✓ **COMPARE PRODUCTS**

You have no items to compare.

✓ **NEWSLETTER**


Sign up for our newsletter:

✓ **COMMUNITY POLL**

What is your favorite Magento feature?

- Layered Navigation
- Price Rules
- Category Management
- Compare Products

**apple-laptops**



Time left to buy  
1 10 7 22 43 28  
yrs mon day hrs min sec

Availability: In Stock

« Be the first to review this product  
« Email to a Friend

**\$300.00**

Qty: 0

[Add to Wishlist](#) | [Add to Compare](#)

**Quick Overview**  
apple-laptops

Double click on above image to view full picture

PRODUCT DESCRIPTION

apple-laptops

PRODUCT TAGS

Add Tags:

Use spaces to separate tags. Use single quotes (') for phrases.

Countdown Timer for this product



## **Product Support Policy**

Free support period for one Product totals 6 months starting from the purchase date of the Product. The term of free support can be prolonged when a Product update is purchased by confirming and paying extra for prolonged support.

Support team shall provide to Customer, without additional charge, all reasonably necessary written consultation requested in connection with use and operation of the Product or any problems therewith, within above-stated period of time.

Free support does not include achieving compatibility with third party solutions and is not provided if the Product has been customized. In cases when extraordinary support efforts will be required Customer will be offered paid support services. Contact us for paid support services.

Support team preserves the right to ignore any appeals or requests, not falling under the present conditions. All information, acquired from Magik support team is advisory only and shall not create any warranty for Magik.

## **Service Level Agreement**

Magik will provide support services via email ([support@magikcommerce.com](mailto:support@magikcommerce.com))

## **Product Updates**

Magik will timely release the information about new updates. It is Customer's responsibility to check for updates availability. Customer can claim updates via Support department.

All updates can be used only as a replacement of a previously purchased Product, not as a separate copy of a Product.

Magik reserves the right to determine which products will be updated and when. Magik reserves the right to discontinue product updates (if necessary).

Updates shall be available to the Customer free of charge for 6 months from the original purchase date. After that an update would cost 75% of the current product price. Customer is not obliged to purchase updates every 6 months. The decision about whether to purchase an update and when is solely customer's right. Customer can continue using the Product after 6 months from the original purchase date and can contact Magik for paid support services.

## **Refunds**

Customer may demand a refund for any Magik product within a 30-day period from the date of purchase. Any clarification of Customer's refund claim within the 30-days period is optional.

Refund requests submitted after the expiration of the 30 days period shall not be accepted. Refunds of money charged for custom installation service shall not be issued.

Magik considers its Product refunded when the money has been withdrawn from its account. If no notification of non-acceptance has been received from client within 10 bank days, product is treated as refunded. The Customer is obliged to uninstall the product before requesting the refund and terminate all its copies and derivatives within the 5 bank days starting from the day of initiation of money refund process.

Magik is not responsible for any damages neither with Magento running, nor with business profits or information occurring due to enforced manual deleting of refunded Product or its derivatives.

## **Disclaimer of Responsibility**

Magik Products are not stand-alone solutions and require Magento to be installed primarily with a valid Magento License. Magik does not guarantee for its Product to operate correctly on any Magento solution, either modified or non-modified.

Magik does not bear any responsibility for damages or incorrect running of the Magento solution, occurred due to installation or utilizing of Module. Magik disclaims any accountability for content of a site on which the Product is installed. Magik is not liable to Customer or any third party for any damages including, but not limited to, loss of business or business profits, loss of business information due to using Magik Products. By accepting this License Agreement Customer acknowledges to use the Product at own risk and has clear understanding of responsibility for any damage to own computer system and data.

## **Changes in Conditions**

Magik reserves the right to modify these agreement terms at any time. It is solely Customer's responsibility to inquire about any changes made to the present Agreement.